



Rennkomitee - racing committee

FIL-Delegierter-Representative FIL	:	JUD Alfred	
World Cup coordinator	:	WURZER Herbert	
Jury-Vorsitzender	:	GABALDO Anton	AUT
Jury	:	DE NICOLO Walter	ITA
Jury	:	BECK Günther	LIE
Tech.Delegierter - Tech.Delegate	:	PLONER Josef	ITA
Rennleiter - Racing Director	:	NOLL Hans	GER
Startleiter - Starting Controller	:	BESCHTA Josef	GER
Zielleiter - Finish Controller	:	HAMMER Siegfried	GER
Bahnchef - Chief of track	:	SPINDLER Ludwig	GER

Technische Daten - Technical Specifications






SCHERENAUER STRASSE

Start, Seehöhe - Start, altitude	:	999 m
Ziel, Seehöhe - Finish, altitude	:	834 m
Höhenunterschied - difference of altitude	:	165 m
Streckenlänge - length of course	:	1.100 m
durchschnittliches Gefälle -Average gap	:	15% %

**Einsitzer HERREN - singles MEN**

OFFIZIELLE - OFFICIAL

Ergebnisliste Wertungslauf - result list competition run

Rng Rnk	Stn. Stn.	Teilnehmer Competitor	Nat Nat	Zwischen- und Sequenzzeiten Intermediate and sequence times				Zielzeit Fin.time	Diff Diff	Ptk Pts
1.	36	<b>PIGNETER Patrick</b>	ITA	1.L 03.26 (7)	17.94 (7)	0:43.20 (2)	<b>1:07.43</b> (2)	0,01		
					14,68 (9)	25,26 (3)	24,23 (3)			
				2.L 03.28 (10)	17.84 (3)	0:43.19 (2)	<b>1:07.43</b> (1)	0,00		
					14,56 (3)	25,35 (2)	24,24 (1)			
				<b>GS</b>			<b>2:14.86</b>	<b>0,00</b>	<b>100</b>	
2.	32	<b>SCHWAB Gernot</b>	AUT	1.L 03.30 (12)	17.97 (8)	0:43.22 (3)	<b>1:07.42</b> (1)	0,00		
					14,67 (6)	25,25 (2)	24,20 (1)			
				2.L 03.32 (15)	17.97 (10)	0:43.36 (4)	<b>1:07.65</b> (2)	0,22		
					14,65 (7)	25,39 (3)	24,29 (3)			
				<b>GS</b>			<b>2:15.07</b>	<b>0,21</b>	<b>85</b>	
3.	34	<b>SCHOPF Thomas</b>	AUT	1.L 03.37 (20)	18.04 (11)	0:43.39 (9)	<b>1:07.61</b> (4)	0,19		
					14,67 (6)	25,35 (5)	24,22 (2)			
				2.L 03.30 (13)	17.86 (5)	0:43.63 (10)	<b>1:07.88</b> (4)	0,45		
					14,56 (3)	25,77 (10)	24,25 (2)			
				<b>GS</b>			<b>2:15.49</b>	<b>0,63</b>	<b>70</b>	
4.	35	<b>BATKOWSKI Robert</b>	AUT	1.L 03.27 (8)	17.79 (2)	0:42.97 (1)	<b>1:07.70</b> (5)	0,28		
					14,52 (1)	25,18 (1)	24,73 (11)			
				2.L 03.27 (8)	17.87 (6)	0:43.18 (1)	<b>1:07.85</b> (3)	0,42		
					14,60 (5)	25,31 (1)	24,67 (6)			
				<b>GS</b>			<b>2:15.55</b>	<b>0,69</b>	<b>60</b>	
4.	30	<b>BREITENBERGER Florian</b>	ITA	1.L 03.12 (1)	17.71 (1)	0:43.28 (7)	<b>1:07.53</b> (3)	0,11		
					14,59 (3)	25,57 (9)	24,25 (4)			
				2.L 03.23 (4)	17.84 (3)	0:43.46 (9)	<b>1:08.02</b> (5)	0,59		
					14,61 (6)	25,62 (9)	24,56 (4)			
				<b>GS</b>			<b>2:15.55</b>	<b>0,69</b>	<b>60</b>	





WELTCUP

RENNRODELN auf NATURBAHN 2008/09









UNTERAMMERGAU / GER

Einsitzer HERREN - singles MEN

OFFIZIELLE - OFFICIAL



Ergebnisliste Wertungslauf - result list competition run

Rng Rnk	Stn. Stn.	Teilnehmer Competitor	Nat Nat	Zwischen- und Sequenzzeiten Intermediate and sequence times				Zielzeit Fin.time	Diff Diff	Ptke Pts
6.	29	BLASBICHLER Anton	ITA	1.L 03.12 (1)	17.86 (5)	0:43.27 (6)	1:07.75 (6)	0,33		
				14,74 (10)	25,41 (7)	24,48 (5)				
				2.L 03.25 (5)	17.95 (9)	0:43.41 (6)	1:08.03 (6)	0,60		
				14,70 (10)	25,46 (5)	24,62 (5)				
				GS			2:15.78	0,92	50	
7.	37	SCHEIKL Michael	AUT	1.L 03.23 (5)	17.79 (2)	0:43.25 (5)	1:07.78 (7)	0,36		
				14,56 (2)	25,46 (8)	24,53 (7)				
				2.L 03.26 (7)	17.69 (2)	0:43.68 (11)	1:08.51 (10)	1,08		
				14,43 (2)	25,99 (15)	24,83 (10)				
				GS			2:16.29	1,43	46	
8.	28	GRUBER Stefan	ITA	1.L 03.18 (4)	17.85 (4)	0:43.24 (4)	1:08.02 (8)	0,60		
				14,67 (8)	25,39 (6)	24,78 (12)				
				2.L 03.19 (2)	17.90 (7)	0:43.44 (8)	1:08.31 (8)	0,88		
				14,71 (11)	25,54 (7)	24,87 (11)				
				GS			2:16.33	1,47	42	
9.	33	CLARA Hannes	ITA	1.L 03.24 (6)	18.04 (11)	0:43.36 (8)	1:08.06 (10)	0,64		
				14,80 (12)	25,32 (4)	24,70 (10)				
				2.L 03.25 (5)	17.99 (11)	0:43.38 (5)	1:08.39 (9)	0,96		
				14,74 (14)	25,39 (4)	25,01 (13)				
				GS			2:16.45	1,59	39	
10.	2	BATKOWSKI Florian	AUT	1.L 03.27 (8)	18.10 (13)	0:43.74 (11)	1:08.42 (11)	1,00		
				14,83 (13)	25,64 (11)	24,68 (9)				
				2.L 03.27 (8)	17.93 (8)	0:43.41 (6)	1:08.20 (7)	0,77		
				14,66 (8)	25,48 (6)	24,79 (9)				
				GS			2:16.62	1,76	36	
11.	19	RESCH Rudi	ITA	1.L 03.29 (11)	17.91 (6)	0:43.54 (10)	1:08.04 (9)	0,62		
				14,62 (4)	25,63 (10)	24,50 (6)				
				2.L 03.20 (3)	17.61 (1)	0:43.20 (3)	1:08.80 (12)	1,37		
				14,41 (1)	25,59 (8)	25,60 (19)				
				GS			2:16.84	1,98	34	
12.	38	KAMMERLANDER Gerald	AUT	1.L 03.27 (8)	18.20 (15)	0:44.13 (14)	1:08.75 (12)	1,33		
				14,93 (16)	25,93 (15)	24,62 (8)				
				2.L 03.29 (11)	18.01 (12)	0:43.85 (12)	1:08.60 (11)	1,17		
				14,72 (13)	25,84 (11)	24,75 (7)				
				GS			2:17.35	2,49	32	
13.	23	JOHNSON Kaj	CAN	1.L 03.31 (13)	18.26 (17)	0:44.31 (15)	1:09.43 (14)	2,01		
				14,95 (17)	26,05 (16)	25,12 (14)				
				2.L 03.18 (1)	18.13 (16)	0:44.10 (15)	1:09.06 (14)	1,63		
				14,95 (16)	25,97 (14)	24,96 (12)				
				GS			2:18.49	3,63	30	





# WELTCUP

## RENNRODELN auf NATURBAHN 2008/09

### UNTERAMMERGAU / GER

# Einsitzer HERREN - singles MEN

OFFIZIELLE - OFFICIAL



## Ergebnisliste Wertungslauf - result list competition run

Rng Rnk	Stn. Stn.	Teilnehmer Competitor	Nat Nat	Zwischen- und Sequenzzeiten Intermediate and sequence times					Zielzeit Fin.time	Diff Diff	Ptke Pts
14.	20	KIERSPEL Bjoern	GER	1.L	03.35 (16)	18.21 (16)	0:44.71 (18)	<b>1:09.52</b> (15)	2,10		
					14,86 (14)	26,50 (19)	24,81 (13)				
				2.L	03.33 (17)	18.02 (13)	0:43.98 (13)	<b>1:09.00</b> (13)	1,57		
					14,69 (9)	25,96 (12)	25,02 (14)				
				<b>GS</b>				<b>2:18.52</b>	<b>3,66</b>	<b>28</b>	
15.	26	MAURER Georg	GER	1.L	03.41 (25)	18.19 (14)	0:44.09 (13)	<b>1:09.30</b> (13)	1,88		
					14,78 (11)	25,90 (14)	25,21 (17)				
				2.L	03.39 (24)	18.10 (14)	0:44.06 (14)	<b>1:09.54</b> (16)	2,11		
					14,71 (12)	25,96 (13)	25,48 (18)				
				<b>GS</b>				<b>2:18.84</b>	<b>3,98</b>	<b>26</b>	
15.	27	GRAUSAM Marcus	GER	1.L	03.36 (19)	17.99 (9)	0:43.87 (12)	<b>1:09.58</b> (16)	2,16		
					14,63 (5)	25,88 (13)	25,71 (23)				
				2.L	03.35 (18)	18.12 (15)	0:44.51 (16)	<b>1:09.26</b> (15)	1,83		
					14,77 (15)	26,39 (19)	24,75 (8)				
				<b>GS</b>				<b>2:18.84</b>	<b>3,98</b>	<b>26</b>	
17.	21	LAZAREV Ivan	RUS	1.L	03.35 (16)	18.63 (23)	0:44.31 (15)	<b>1:10.01</b> (17)	2,59		
					15,28 (24)	25,68 (12)	25,70 (22)				
				2.L	03.30 (13)	18.37 (18)	0:44.62 (17)	<b>1:09.81</b> (17)	2,38		
					15,07 (18)	26,25 (16)	25,19 (15)				
				<b>GS</b>				<b>2:19.82</b>	<b>4,96</b>	<b>24</b>	
18.	25	WANICZEK Damian	POL	1.L	03.32 (14)	18.28 (18)	0:44.62 (17)	<b>1:10.30</b> (19)	2,88		
					14,96 (18)	26,34 (17)	25,68 (21)				
				2.L	03.32 (15)	18.45 (19)	0:44.79 (18)	<b>1:10.55</b> (18)	3,12		
					15,13 (20)	26,34 (17)	25,76 (20)				
				<b>GS</b>				<b>2:20.85</b>	<b>5,99</b>	<b>23</b>	
19.	1	JONES Greg	CAN	1.L	03.37 (20)	18.42 (19)	0:44.91 (20)	<b>1:10.50</b> (20)	3,08		
					15,05 (19)	26,49 (18)	25,59 (19)				
				2.L	03.38 (22)	18.57 (21)	0:44.95 (19)	<b>1:10.79</b> (19)	3,36		
					15,19 (21)	26,38 (18)	25,84 (21)				
				<b>GS</b>				<b>2:21.29</b>	<b>6,43</b>	<b>22</b>	
20.	22	JEDRZEJKO Adam	POL	1.L	03.15 (3)	18.01 (10)	0:44.85 (19)	<b>1:10.02</b> (18)	2,60		
					14,86 (14)	26,84 (23)	25,17 (16)				
				2.L	03.29 (11)	18.32 (17)	0:45.32 (20)	<b>1:11.92</b> (23)	4,49		
					15,03 (17)	27,00 (22)	26,60 (28)				
				<b>GS</b>				<b>2:21.94</b>	<b>7,08</b>	<b>21</b>	
21.	11	GIBSON John	CAN	1.L	03.35 (16)	18.62 (22)	0:45.64 (22)	<b>1:10.80</b> (21)	3,38		
					15,27 (23)	27,02 (24)	25,16 (15)				
				2.L	03.38 (22)	18.61 (23)	0:45.84 (23)	<b>1:11.22</b> (21)	3,79		
					15,23 (22)	27,23 (24)	25,38 (16)				
				<b>GS</b>				<b>2:22.02</b>	<b>7,16</b>	<b>20</b>	

25.01.2009

UNTERAMMERGAU / GER

Seite/Page 3 von/from 5

RODELAUSWERTUNGSPROGRAMM V.2008 © MALL Karl  
www.sportedv.com

Lizenz : Fédération Internationale de Luge de Course (FIL)

[www.fil-luge.org](http://www.fil-luge.org)

Zeitmessung: VOGT Franz  
Auswertung : MALL Karl







### Ergebnisliste Wertungslauf - result list competition run

Rng Rnk	Stn. Stn.	Teilnehmer Competitor	Nat Nat	Zwischen- und Sequenzzeiten Intermediate and sequence times			Zielzeit Fin.time	Diff Diff	Ptke Pts
22.	15	KOVSHIK Stanislav	RUS	1.L 03.41 (25)	18.47 (20)	0:46.55 (26)	1:12.11 (23)	4,69	
				15,06 (20)	28,08 (29)	25,56 (18)			
				2.L 03.44 (28)	18.52 (20)	0:45.47 (21)	1:10.89 (20)	3,46	
				15,08 (19)	26,95 (21)	25,42 (17)			
				<b>GS</b>			<b>2:23.00</b>	<b>8,14</b>	<b>19</b>
23.	18	WICHAN Markus	GER	1.L 03.34 (15)	18.52 (21)	0:45.13 (21)	1:11.38 (22)	3,96	
				15,18 (21)	26,61 (20)	26,25 (26)			
				2.L 03.36 (20)	18.60 (22)	0:46.04 (24)	1:12.11 (24)	4,68	
				15,24 (23)	27,44 (25)	26,07 (24)			
				<b>GS</b>			<b>2:23.49</b>	<b>8,63</b>	<b>18</b>
24.	17	PORSCHNEV Pawel	RUS	1.L 03.48 (32)	19.49 (29)	0:46.29 (25)	1:12.38 (24)	4,96	
				16,01 (29)	26,80 (21)	26,09 (25)			
				2.L 03.35 (18)	18.89 (24)	0:45.69 (22)	1:11.89 (22)	4,46	
				15,54 (24)	26,80 (20)	26,20 (25)			
				<b>GS</b>			<b>2:24.27</b>	<b>9,41</b>	<b>17</b>
25.	14	LASZCZAK Andrzej	POL	1.L 03.40 (23)	19.37 (28)	0:46.17 (23)	1:12.42 (25)	5,00	
				15,97 (28)	26,80 (21)	26,25 (27)			
				2.L 03.39 (24)	19.12 (26)	0:46.25 (25)	1:12.24 (25)	4,81	
				15,73 (26)	27,13 (23)	25,99 (23)			
				<b>GS</b>			<b>2:24.66</b>	<b>9,80</b>	<b>16</b>
26.	12	ARSOV Chavdar	BUL	1.L 03.38 (22)	18.99 (26)	0:46.18 (24)	1:12.71 (27)	5,29	
				15,61 (26)	27,19 (25)	26,53 (28)			
				2.L 03.37 (21)	19.13 (27)	0:46.99 (26)	1:12.85 (26)	5,42	
				15,76 (27)	27,86 (26)	25,86 (22)			
				<b>GS</b>			<b>2:25.56</b>	<b>10,70</b>	<b>15</b>
27.	6	FILIMON Adrian	ROM	1.L 03.45 (28)	18.68 (24)	0:46.74 (27)	1:12.65 (26)	5,23	
				15,23 (22)	28,06 (28)	25,91 (24)			
				2.L 03.47 (30)	19.07 (25)	0:47.18 (27)	1:13.59 (27)	6,16	
				15,60 (25)	28,11 (28)	26,41 (27)			
				<b>GS</b>			<b>2:26.24</b>	<b>11,38</b>	<b>14</b>
28.	8	ZAKHAROV Vitaliy	UKR	1.L 03.46 (29)	19.58 (30)	0:47.49 (29)	1:14.73 (30)	7,31	
				16,12 (30)	27,91 (26)	27,24 (30)			
				2.L 03.42 (27)	19.72 (29)	0:47.74 (28)	1:14.09 (28)	6,66	
				16,30 (29)	28,02 (27)	26,35 (26)			
				<b>GS</b>			<b>2:28.82</b>	<b>13,96</b>	<b>13</b>
29.	13	SENYUK Ihor	UKR	1.L 03.44 (27)	19.17 (27)	0:47.12 (28)	1:14.11 (28)	6,69	
				15,73 (27)	27,95 (27)	26,99 (29)			
				2.L 03.45 (29)	20.12 (30)	0:48.28 (29)	1:15.00 (29)	7,57	
				16,67 (30)	28,16 (29)	26,72 (29)			
				<b>GS</b>			<b>2:29.11</b>	<b>14,25</b>	<b>12</b>



Ergebnisliste Wertungslauf - result list competition run

Rng Rnk	Stn. Stn.	Teilnehmer Competitor	Nat Nat	Zwischen- und Sequenzzeiten Intermediate and sequence times				Zielzeit Fin.time	Diff Diff	Ptke Pts
30.	3	LEE Jenng-il	KOR	1.L 03.57 (33)	22.16 (33)	0:54.51 (32)	<b>1:28.94</b> (32)	21,52		
				18,59 (33)	32,35 (31)	34,43 (32)				
				2.L 03.52 (32)	22.48 (31)	0:54.51 (31)	<b>1:27.79</b> (30)	20,36		
				18,96 (31)	32,03 (31)	33,28 (32)				
				<b>GS</b>			<b>2:56.73</b>	<b>41,87</b>	<b>11</b>	
31.	5	YANG Hyun min	KOR	1.L 03.46 (29)	21.15 (31)	0:53.69 (31)	<b>1:23.67</b> (31)	16,25		
				17,69 (31)	32,54 (32)	29,98 (31)				
				2.L 03.49 (31)	30.51 (33)	1:05.60 (33)	<b>1:36.36</b> (32)	28,93		
				27,02 (33)	35,09 (33)	30,76 (30)				
				<b>GS</b>			<b>3:00.03</b>	<b>45,17</b>	<b>10</b>	
32.	4	IVANOV Angel	BUL	1.L 03.47 (31)	21.36 (32)	0:55.47 (33)	<b>1:45.18</b> (33)	37,76		
				17,89 (32)	34,11 (33)	49,71 (33)				
				2.L 03.67 (33)	23.45 (32)	0:57.20 (32)	<b>1:29.00</b> (31)	21,57		
				19,78 (32)	33,75 (32)	31,80 (31)				
				<b>GS</b>			<b>3:14.18</b>	<b>59,32</b>	<b>9</b>	
33.	7	SCOTT David	GBR	1.L 03.40 (23)	18.97 (25)	0:48.61 (30)	<b>1:14.22</b> (29)	6,80		
				15,57 (25)	29,64 (30)	25,61 (20)				
				2.L 03.41 (26)	19.58 (28)	0:49.57 (30)	<b>2:06.01</b> (33)	58,58		
				16,17 (28)	29,99 (30)	76,44 (33)				
				<b>GS</b>			<b>3:20.23</b>	<b>105,37</b>	<b>8</b>	
	24	EGOROV Aleksandr	RUS					N.A.S 1L		
	9	TAZLAOANU Ciprian	ROM					N.I.Z 1L		
								1.		
	10	HYZNER Maryan	UKR					N.I.Z 1L		
								1.		

Bewerbsstatistik:

Für die Richtigkeit - Certified correct

Gemeldete Teilnehmer: 36  
Ausgeschiedene Teilnehmer: 3  
Gewertete Teilnehmer: 33

Juryvorsitzender:  
GABALDO Anton / AUT

Rennleiter:  
NOLL Hans / GER

