


Final Results

최종 경기결과 / Résultats définitifs

Track Records				
Name	NOC Code	Start Time	Finish Time	Date
WEST Tucker	USA	2.545		10 FEB 2018
FISCHNALLER Dominik	ITA		47.475	11 FEB 2018


Rk	Bib No.	NOC Code	Name	Start Time	Rk	Int. 1 Rk	Int. 2 Rk	Int. 3 Rk	Speed (km/h) (mph)	Finish Time	Rk	Time Behind	RM			
1	11	AUT	GLEIRSCHER David	2.599	14	15.059=10	27.397	5	37.147	3	121.5	75.5	47.652	1	0.000	
				2.596	13	15.053	10	27.457	11	37.264	11	121.0	75.2	47.835	7	+0.210
				2.589	9	15.045	6	27.360	6	37.093	6	120.9	75.1	47.584	4	+0.050
				2.595	8	15.047	5	27.365	2	37.119	5	121.6	75.6	47.631	4	+0.156
Total:											3:10.702	0.000				
2	13	USA	MAZDZER Chris	2.581	=7	15.033 =5	27.413	8	37.180	4	124.7	77.5	47.800	5	+0.148	
				2.577	=3	15.020	5	27.384	3	37.155	3	123.0	76.4	47.717	2	+0.092
				2.584	6	15.016	4	27.322	4	37.036	2	124.8	77.5	47.534	1	0.000
				2.585	4	15.046	4	27.388	5	37.137	7	124.4	77.3	47.677	7	+0.202
Total:											3:10.728	+0.026				
3	3	GER	LUDWIG Johannes	2.570	=2	14.934	1	27.308	1	37.120	2	123.7	76.8	47.764	3	+0.112
				2.594	10	15.008	3	27.432	9	37.275	13	123.3	76.6	47.940	14	+0.315
				2.592	10	14.989	3	27.318	3	37.058	4	123.9	77.0	47.625	6	+0.091
				2.598	9	15.006	1	27.349	1	37.084	3	124.8	77.5	47.603	3	+0.128
Total:											3:10.932	+0.230				
4	4	ITA	FISCHNALLER Dominik	2.617	=19	15.040	8	27.511	17	37.320=11	122.4	76.1	47.930	10	+0.278	
				2.624	20	15.051	8	27.405	5	37.263	10	125.4	77.9	47.967	16	+0.342
				2.597	12	15.055	7	27.356	5	37.066	5	125.7	78.1	47.562	3	+0.028
				2.607	=11	15.070	8	27.380	4	37.038	1	120.5	74.9	47.475	1	0.000 TR
Total:											3:10.934	+0.232				
5	5	GER	LOCH Felix	2.592	11	15.009	4	27.339	2	37.107	1	124.7	77.5	47.674	2	+0.022
				2.593	=8	15.041 =6	27.373	2	37.120	1	124.2	77.1	47.625	1	0.000	
				2.569	3	14.987	2	27.278	1	36.997	1	124.4	77.3	47.560	2	+0.026
				2.607	=11	15.041	3	27.376	3	37.296	17	125.4	77.9	48.109	19	+0.634
Total:											3:10.968	+0.266				
6	19	CAN	EDNEY Sam	2.589	10	15.076	14	27.433	9	37.234	7	123.6	76.8	47.862	9	+0.210
				2.593	=8	15.080	14	27.419 =7	37.170	4	126.2	78.4	47.755	4	+0.130	
				2.594	11	15.098	13	27.428	9	37.184	8	120.7	75.0	47.759	10	+0.225
				2.599	10	15.091	10	27.404	7	37.130	6	119.6	74.3	47.645	6	+0.170
Total:											3:11.021	+0.319				
7	14	ITA	FISCHNALLER Kevin	2.618	22	15.114	18	27.508	14	37.274 =8	124.2	77.1	47.853	8	+0.201	
				2.626	23	15.129	18	27.502=16	37.248	7	124.0	77.0	47.793	5	+0.168	
				2.612	=19	15.102	14	27.423	8	37.116	7	120.9	75.1	47.596	5	+0.062
				2.627	15	15.151	17	27.503	16	37.257	11	123.7	76.8	47.812	8	+0.337
Total:											3:11.054	+0.352				
8	6	OAR	REPILOV Roman	2.570	=2	15.036	7	27.409	6	37.191	5	121.4	75.4	47.776	4	+0.124
				2.573	=1	15.041 =6	27.411	6	37.153	2	121.5	75.5	47.740	3	+0.115	
				2.565	2	15.036	5	27.376	7	37.233	13	126.6	78.6	47.948	15	+0.414
				2.573	=1	15.062	7	27.406	8	37.114	4	121.8	75.7	47.644	5	+0.169
Total:											3:11.108	+0.406				



Final Results

최종 경기결과 / Résultats définitifs


Rk	Bib No.	NOC Code	Name	Start Time	Rk	Int. 1 Rk	Int. 2 Rk	Int. 3 Rk	Speed (km/h) (mph)	Finish Time	Rk	Time Behind	RM			
9	2	AUT	KINDL Wolfgang	2.641	28	15.097	16	27.593	23	37.382=16	124.6	77.4	47.955	11	+0.303	
				2.625=21	15.148	22	27.551	22	37.317	15	123.1	76.5	47.858	9	+0.233	
				2.620=21	15.131	16	27.475	14	37.220	12	123.0	76.4	47.799	12	+0.265	
				2.630	16	15.134	16	27.409	9	37.072	2	124.2	77.1	47.521	2	+0.046
										Total:		3:11.133		+0.431		
10	10	GER	LANGENHAN Andi	2.581	=7	14.993	3	27.434	10	37.333	13	130.9	81.3	48.083	18	+0.431
				2.573	=1	14.964	1	27.358	1	37.175	5	131.5	81.7	47.850	8	+0.225
				2.580	4	14.972	1	27.293	2	37.043	3	126.4	78.5	47.630	7	+0.096
				2.582	3	15.029	2	27.389	6	37.226	9	124.5	77.4	47.870	13	+0.395
										Total:		3:11.433		+0.731		
11	8	LAT	APARJODS Kristers	2.617=19	15.071	13	27.412	7	37.192	6	122.0	75.8	47.822	6	+0.170	
				2.615	18	15.127	17	27.502=16	37.268	12	125.6	78.1	47.834	6	+0.209	
				2.610	17	15.096=11	27.437	10	37.203	11	121.5	75.5	47.858=13	13	+0.324	
				2.615	13	15.133=14	27.457	12	37.274	14	121.6	75.6	47.942	17	+0.467	
										Total:		3:11.456		+0.754		
12	24	CAN	WATTS Reid	2.617=19	15.148	23	27.575	22	37.356	15	124.3	77.2	47.960	12	+0.308	
				2.633	26	15.138	20	27.542	20	37.319	16	124.3	77.2	47.895	10	+0.270
				2.627	25	15.163	24	27.532	17	37.263	14	124.6	77.4	47.787	11	+0.253
				2.631	17	15.160	18	27.522	17	37.271	13	123.8	76.9	47.848	11	+0.373
										Total:		3:11.490		+0.788		
13	22	OAR	FEDOROV Stepan	2.572	4	15.051	9	27.463	12	37.320=11	123.7	76.8	48.035	13	+0.383	
				2.595=11	15.019	4	27.402	4	37.254	8	131.2	81.5	47.936	13	+0.311	
				2.586	=7	15.056	8	27.438	11	37.187	10	120.7	75.0	47.755	9	+0.221
				2.573	=1	15.050	6	27.441	10	37.236	10	124.0	77.0	47.882	14	+0.407
										Total:		3:11.608		+0.906		
14	1	OAR	PAVLICHENKO Semen	2.573	5	15.033	=5	27.386	4	37.399	19	125.1	77.7	48.337	24	+0.685
				2.581	6	15.065	11	27.483	12	37.283	14	125.4	77.9	47.923	12	+0.298
				2.583	5	15.081	10	27.461	13	37.186	9	125.6	78.1	47.716	8	+0.182
				2.589	5	15.100	11	27.498	15	37.280	15	124.5	77.4	47.883	15	+0.408
										Total:		3:11.859		+1.157		
15	7	AUT	EGGER Reinhard	2.613	17	15.059=10	27.442	11	37.313	10	123.1	76.5	48.221	20	+0.569	
				2.599=14	15.066	12	27.438	10	37.245	6	123.0	76.4	47.903	11	+0.278	
				2.612=19	15.133	17	27.519	16	37.311	16	123.8	76.9	47.963	17	+0.429	
				2.618	14	15.103	12	27.456	11	37.216	8	126.4	78.5	47.840	10	+0.365
										Total:		3:11.927		+1.225		
16	25	CAN	MALYK Mitchel	2.621	24	15.146=19	27.573=20	37.397	18	124.6	77.4	48.075	17	+0.423		
				2.630	25	15.158	24	27.544	21	37.367	18	125.2	77.8	48.050	18	+0.425
				2.651	29	15.224	30	27.612	26	37.362	19	124.1	77.1	47.952	16	+0.418
				2.657	19	15.133=14	27.494	14	37.268	12	126.3	78.5	47.869	12	+0.394	
										Total:		3:11.946		+1.244		
17	20	ITA	RIEDER Emanuel	2.596	12	15.080	15	27.510=15	37.350	14	124.4	77.3	48.040	14	+0.388	
				2.577	=3	15.052	9	27.519	18	37.365	17	124.7	77.5	48.047	17	+0.422
				2.625	24	15.104	15	27.487	15	37.303	15	125.9	78.2	47.972	18	+0.438
				2.594	7	15.089	9	27.470	13	37.297	18	125.1	77.7	48.082	18	+0.607
										Total:		3:12.141		+1.439		



Final Results

최종 경기결과 / Résultats définitifs


Rk	Bib No.	NOC Code	Name	Start Time	Rk	Int. 1 Rk	Int. 2 Rk	Int. 3 Rk	Speed (km/h) (mph)	Finish Time	Rk	Time Behind	RM			
18	23	USA	MORRIS Taylor	2.648	30	15.180	27	27.555	19	37.400	20	128.6	79.9	48.072	15	+0.420
				2.650	29	15.156	23	27.496	14	37.694	29	125.3	77.8	48.793	32	+1.168
				2.655	31	15.216	28	27.586	22	37.338	17	125.9	78.2	47.858=13		+0.324
				2.661	20	15.207	20	27.562	19	37.309	19	126.2	78.4	47.824	9	+0.349
										Total:		3:12.547		+1.845		
19	26	POL	KUROWSKI Maciej	2.630	25	15.147=21	27.533	18	37.382=16	120.8	75.1	48.103	19	+0.451		
				2.651	30	15.204	31	27.798	33	37.702	30	123.3	76.6	48.467	24	+0.842
				2.642	27	15.173	25	27.550=18	37.403	21	123.8	76.9	48.158	22	+0.624	
				2.637	18	15.173	19	27.530	18	37.291	16	121.5	75.5	47.885	16	+0.410
										Total:		3:12.613		+1.911		
20	17	LAT	KIVLENIEKS Inars	2.577	6	15.060	12	27.488	13	37.433	22	125.8	78.2	48.274	21	+0.622
				2.599=14		15.078	13	27.486	13	37.486	20	122.6	76.2	48.370	22	+0.745
				2.586 =7		15.096=11	27.550=18	37.379	20	125.6	78.0	48.066	20	+0.532		
				2.590	6	15.132	13	27.579	20	37.429	20	121.2	75.3	48.112	20	+0.637
										Total:		3:12.822		+2.120		
21	16	CZE	HYMAN Ondrej	2.638	27	15.191	29	27.723	28	37.608	25	119.7	74.4	48.324	23	+0.672
				2.652	31	15.170	27	27.679	30	37.562	22	122.4	76.1	48.276	20	+0.651
				2.645	28	15.196	27	27.703	30	37.565	26	122.7	76.2	48.313	25	+0.779
										Total:		2:24.913				
22	31	GBR	ROSEN Adam	2.713	38	15.289	33	27.772	29	37.689	26	119.0	73.9	48.477	25	+0.825
				2.709	37	15.277	34	27.743	32	37.648	26	118.8	73.8	48.410	23	+0.785
				2.691	36	15.288	34	27.695	29	37.537	25	118.8	73.8	48.280	23	+0.746
										Total:		2:25.167				
23	35	UKR	DUKACH Anton	2.597	13	15.104	17	27.573=20	37.719	27	123.5	76.7	48.888	27	+1.236	
				2.604	16	15.125	16	27.575	23	37.451	19	119.7	74.4	48.307	21	+0.682
				2.600	13	15.144	19	27.605	24	37.491	23	123.8	76.9	48.303	24	+0.769
										Total:		2:25.498				
24	21	LAT	DARZNIEKS Arturs	2.610	16	15.151	24	27.600	24	37.525	24	123.3	76.6	48.305	22	+0.653
				2.627	24	15.171	28	27.598	24	37.671	28	119.4	74.2	48.671	29	+1.046
				2.606=14		15.142	18	27.551	20	37.628	28	126.2	78.4	48.602	28	+1.068
										Total:		2:25.578				
25	12	SVK	NINIS Jozef	2.665	32	15.147=21	27.510=15	37.274 =8	121.9	75.7	47.833	7	+0.181			
				2.661	32	15.136	19	27.500	15	38.113	36	119.0	73.9	50.014	37	+2.389
				2.664	33	15.232	31	27.658	27	37.462	22	120.2	74.7	48.095	21	+0.561
										Total:		2:25.942				
26	9	USA	WEST Tucker	2.545	1	14.990	2	27.382	3	37.479	23	127.0	78.9	48.484	26	+0.832 SR
				2.577 =3		14.990	2	27.419 =7	37.259	9	124.9	77.6	47.942	15	+0.317	
				2.559	1	15.060	9	27.442	12	37.603	27	125.1	77.7	49.593	37	+2.059
										Total:		2:26.019				
27	15	POL	SOCHOWICZ Mateusz	2.615	18	15.181	28	27.640	26	37.833	28	126.4	78.5	49.047	29	+1.395
				2.608	17	15.182	30	27.662	27	37.529	21	124.3	77.2	48.203	19	+0.578
				2.607	16	15.146	20	27.607	25	37.728	31	129.0	80.1	48.930	31	+1.396
										Total:		2:26.180				



Final Results

최종 경기결과 / Résultats définitifs

Rk	Bib No.	NOC Code	Name	Start Time	Rk	Int. 1 Rk	Int. 2 Rk	Int. 3 Rk	Speed (km/h) (mph)	Finish Time	Rk	Time Behind RM
28	27	AUS	FERLAZZO Alex	2.584	9	15.146=19	27.606 25	37.419 21	121.2 75.3	48.073	16	+0.421
				2.590	7	15.144 21	27.615 25	37.631 25	122.1 75.9	48.587	27	+0.962
				2.606=14	15.176 26	28.039 36	38.365 38	126.7 78.7	49.531	36	+1.997	
				Total: 2:26.191								
29	18	ROU	CRETU Valentin	2.608	15	15.264 31	27.989 32	38.058 32	120.9 75.1	49.030	28	+1.378
				2.645	28	15.084 15	27.534 19	37.765 32	117.9 73.2	49.085	33	+1.460
				2.624	23	15.153 23	27.600 23	37.530 24	123.3 76.6	48.424	26	+0.890
				Total: 2:26.539								
30	29	KOR	LIM Namkyu	2.647	29	15.254 30	27.808 30	37.886 29	122.2 75.9	49.461	31	+1.809
				2.641	27	15.213 32	27.741 31	37.666 27	122.8 76.3	48.591	28	+0.966
				2.630	26	15.221 29	27.766 32	37.723 30	122.5 76.1	48.620	29	+1.086
				Total: 2:26.672								
31	39	ROU	TUREA Andrei	2.619	23	15.155 25	27.684 27	38.054 31	121.9 75.7	49.482	32	+1.830
				2.620	19	15.168 26	27.665 28	37.603 23	120.2 74.7	48.489	26	+0.864
				2.611	18	15.152 22	27.681 28	38.004 34	118.7 73.7	49.314	35	+1.780
				Total: 2:27.285								
32	36	GEO	SOGOIANI Giorgi	2.672	33	15.284 32	27.885 31	38.048 30	121.6 75.6	49.300	30	+1.648
				2.663	33	15.303 36	27.920 36	38.036 34	120.4 74.8	49.151	34	+1.526
				2.671	34	15.320 35	27.959 34	37.989 33	118.9 73.9	49.008	33	+1.474
				Total: 2:27.459								
33	34	GBR	STAUDINGER Rupert	2.673	34	15.658 37	28.360 35	38.504 34	121.2 75.3	49.626	33	+1.974
				2.688	36	15.251 33	27.847 34	38.057 35	124.2 77.1	49.259	35	+1.634
				2.656	32	15.237 32	27.753 31	37.809 32	123.2 76.5	48.957	32	+1.423
				Total: 2:27.842								
34	37	IND	KESHAVAN Shiva	2.686	37	16.124 40	29.257 38	39.459 36	117.4 72.9	50.578	36	+2.926
				2.677	34	15.282 35	27.850 35	37.816 33	119.8 74.4	48.710	31	+1.085
				2.699	37	15.463 38	28.093 39	38.023 35	119.8 74.4	48.900	30	+1.366
				Total: 2:28.188								
35	33	SVK	SIMONAK Jakub	2.653	31	16.097 39	29.848 39	40.367 39	124.8 77.5	51.724	38	+4.072
				2.595=11	15.172 29	27.678 29	37.716 31	118.4 73.5	48.690	30	+1.065	
				2.653	30	15.283 33	27.775 33	37.699 29	120.3 74.7	48.522	27	+0.988
				Total: 2:28.936								
36	40	KAZ	KOPYRENKO Nikita	2.789	40	15.451 34	28.105 33	38.420 33	115.3 71.6	50.147	35	+2.495
				2.794	40	15.502 38	28.221 38	38.778 38	117.8 73.2	50.327	38	+2.702
				2.793	40	15.464 39	28.002 35	38.162 36	115.8 71.9	49.244	34	+1.710
				Total: 2:29.718								
37	28	BUL	ANGELOV Pavel	2.761	39	15.896 38	29.201 37	39.861 37	120.0 74.5	51.569	37	+3.917
				2.761	39	15.525 39	28.139 37	38.222 37	130.7 81.2	49.449	36	+1.824
				2.756	39	15.620 40	28.399 40	38.625 39	128.0 79.5	50.094	39	+2.560
				Total: 2:31.112								
38	38	TPE	LIEN Te-An	2.679	36	15.620 36	28.878 36	39.980 38	115.8 71.9	52.121	39	+4.469
				2.679	35	15.450 37	28.378 39	38.964 39		51.472	39	+3.847
				2.685	35	15.400 36	28.081 37	38.679 40	114.4 71.1	50.545	40	+3.011
				Total: 2:34.138								



Final Results

최종 경기결과 / Résultats définitifs

Rk	Bib No.	NOC Code	Name	Start Time	Rk	Int. 1 Rk	Int. 2 Rk	Int. 3 Rk	Speed (km/h) (mph)	Finish Time	Rk	Time Behind	RM			
39	30	SLO	SIRSE Tilen	2.675	35	15.487	35	28.348	34	38.540	35	119.2	74.0	49.887	34	+2.235
				2.721	38	16.627	40	34.942	40	46.568	40	104.9	65.2	58.776	40	+11.151
				2.714	38	15.455	37	28.086	38	38.292	37	127.9	79.5	49.646	38	+2.112
				Total: 2:38.309												
40	32	UKR	MANDZIY Andriy	2.637	26	15.166	26	36.700	40	49.860	40	91.6	56.9	1:02.935	40	+15.283
				2.625=21	25	15.164	25	27.629	26	37.615	24	127.5	79.2	48.473	25	+0.848
				2.620=21	21	15.147	21	27.556	21	37.347	18	122.9	76.4	47.981	19	+0.447
				Total: 2:39.389												

Note:

The above results do not reflect possible disqualification due to technical check or doping.

Legend:

= Equal sign indicates that two or more competitors share the same rank

Int. Intermediate time **No.** Number **Rk** Rank