



Olympic Sliding Centre

올림픽 슬라이딩 센터
Centre olympique glisse



SUN 11 FEB 2018

Start Time 20:00

Luge

루지 / Luge

Men's Singles

남자 싱글 / Simple hommes

Run 3

런 3 / 3e manche




Results

경기결과 / Résultats

Track Records				
Name	NOC Code	Start Time	Finish Time	Date
WEST Tucker	USA	2.545		10 FEB 2018
MAZDZER Chris	USA		47.534	11 FEB 2018

Rk	Bib No.	NOC Code	Name	Start Time	Rk	Int. 1 Rk	Int. 2 Rk	Int. 3 Rk	Speed (km/h) (mph)	Finish Time	Time Behind	RM			
1	5	GER	LOCH Felix	2.592	11	15.009	4	27.339	2	37.107	1	124.7	77.5	47.674	+0.022
				2.593	=8	15.041	=6	27.373	2	37.120	1	124.2	77.1	47.625	0.000
				2.569	3	14.987	2	27.278	1	36.997	1	124.4	77.3	47.560	+0.026
				Total:		2:22.859		0.000							
2	13	USA	MAZDZER Chris	2.581	=7	15.033	=5	27.413	8	37.180	4	124.7	77.5	47.800	+0.148
				2.577	=3	15.020	5	27.384	3	37.155	3	123.0	76.4	47.717	+0.092
				2.584	6	15.016	4	27.322	4	37.036	2	124.8	77.5	47.534	0.000 TR
				Total:		2:23.051		+0.192							
3	11	AUT	GLEIRSCHER David	2.599	14	15.059	=10	27.397	5	37.147	3	121.5	75.5	47.652	0.000
				2.596	13	15.053	10	27.457	11	37.264	11	121.0	75.2	47.835	+0.210
				2.589	9	15.045	6	27.360	6	37.093	6	120.9	75.1	47.584	+0.050
				Total:		2:23.071		+0.212							
4	14	ITA	FISCHNALLER Kevin	2.618	22	15.114	18	27.508	14	37.274	=8	124.2	77.1	47.853	+0.201
				2.626	23	15.129	18	27.502	=16	37.248	7	124.0	77.0	47.793	+0.168
				2.612	=19	15.102	14	27.423	8	37.116	7	120.9	75.1	47.596	+0.062
				Total:		2:23.242		+0.383							
5	3	GER	LUDWIG Johannes	2.570	=2	14.934	1	27.308	1	37.120	2	123.7	76.8	47.764	+0.112
				2.594	10	15.008	3	27.432	9	37.275	13	123.3	76.6	47.940	+0.315
				2.592	10	14.989	3	27.318	3	37.058	4	123.9	77.0	47.625	+0.091
				Total:		2:23.329		+0.470							
6	19	CAN	EDNEY Sam	2.589	10	15.076	14	27.433	9	37.234	7	123.6	76.8	47.862	+0.210
				2.593	=8	15.080	14	27.419	=7	37.170	4	126.2	78.4	47.755	+0.130
				2.594	11	15.098	13	27.428	9	37.184	8	120.7	75.0	47.759	+0.225
				Total:		2:23.376		+0.517							
7	4	ITA	FISCHNALLER Dominik	2.617	=19	15.040	8	27.511	17	37.320	=11	122.4	76.1	47.930	+0.278
				2.624	20	15.051	8	27.405	5	37.263	10	125.4	77.9	47.967	+0.342
				2.597	12	15.055	7	27.356	5	37.066	5	125.7	78.1	47.562	+0.028
				Total:		2:23.459		+0.600							
8	6	OAR	REPILOV Roman	2.570	=2	15.036	7	27.409	6	37.191	5	121.4	75.4	47.776	+0.124
				2.573	=1	15.041	=6	27.411	6	37.153	2	121.5	75.5	47.740	+0.115
				2.565	2	15.036	5	27.376	7	37.233	13	126.6	78.6	47.948	+0.414
				Total:		2:23.464		+0.605							
9	8	LAT	APARJODS Kristers	2.617	=19	15.071	13	27.412	7	37.192	6	122.0	75.8	47.822	+0.170
				2.615	18	15.127	17	27.502	=16	37.268	12	125.6	78.1	47.834	+0.209
				2.610	17	15.096	=11	27.437	10	37.203	11	121.5	75.5	47.858	+0.324
				Total:		2:23.514		+0.655							
10	10	GER	LANGENHAN Andi	2.581	=7	14.993	3	27.434	10	37.333	13	130.9	81.3	48.083	+0.431
				2.573	=1	14.964	1	27.358	1	37.175	5	131.5	81.7	47.850	+0.225
				2.580	4	14.972	1	27.293	2	37.043	3	126.4	78.5	47.630	+0.096
				Total:		2:23.563		+0.704							






Results

경기결과 / Résultats


Rk	Bib No.	NOC Code	Name	Start Time	Rk	Int. 1 Rk	Int. 2 Rk	Int. 3 Rk	Speed (km/h) (mph)	Finish Time	Time Behind	RM			
11	2	AUT	KINDL Wolfgang	2.641	28	15.097	16	27.593	23	37.382=16	124.6	77.4	47.955	+0.303	
				2.625=21	15.148	22	27.551	22	37.317	15	123.1	76.5	47.858	+0.233	
				2.620=21	15.131	16	27.475	14	37.220	12	123.0	76.4	47.799	+0.265	
Total:											2:23.612	+0.753			
12	24	CAN	WATTS Reid	2.617=19	15.148	23	27.575	22	37.356	15	124.3	77.2	47.960	+0.308	
				2.633	26	15.138	20	27.542	20	37.319	16	124.3	77.2	47.895	+0.270
				2.627	25	15.163	24	27.532	17	37.263	14	124.6	77.4	47.787	+0.253
Total:											2:23.642	+0.783			
13	22	OAR	FEDOROV Stepan	2.572	4	15.051	9	27.463	12	37.320=11	123.7	76.8	48.035	+0.383	
				2.595=11	15.019	4	27.402	4	37.254	8	131.2	81.5	47.936	+0.311	
				2.586 =7	15.056	8	27.438	11	37.187	10	120.7	75.0	47.755	+0.221	
Total:											2:23.726	+0.867			
14	1	OAR	PAVLICHENKO Semen	2.573	5	15.033 =5	27.386	4	37.399	19	125.1	77.7	48.337	+0.685	
				2.581	6	15.065	11	27.483	12	37.283	14	125.4	77.9	47.923	+0.298
				2.583	5	15.081	10	27.461	13	37.186	9	125.6	78.1	47.716	+0.182
Total:											2:23.976	+1.117			
15	20	ITA	RIEDER Emanuel	2.596	12	15.080	15	27.510=15	37.350	14	124.4	77.3	48.040	+0.388	
				2.577 =3	15.052	9	27.519	18	37.365	17	124.7	77.5	48.047	+0.422	
				2.625	24	15.104	15	27.487	15	37.303	15	125.9	78.2	47.972	+0.438
Total:											2:24.059	+1.200			
16	25	CAN	MALYK Mitchel	2.621	24	15.146=19	27.573=20	37.397	18	124.6	77.4	48.075	+0.423		
				2.630	25	15.158	24	27.544	21	37.367	18	125.2	77.8	48.050	+0.425
				2.651	29	15.224	30	27.612	26	37.362	19	124.1	77.1	47.952	+0.418
Total:											2:24.077	+1.218			
17	7	AUT	EGGER Reinhard	2.613	17	15.059=10	27.442	11	37.313	10	123.1	76.5	48.221	+0.569	
				2.599=14	15.066	12	27.438	10	37.245	6	123.0	76.4	47.903	+0.278	
				2.612=19	15.133	17	27.519	16	37.311	16	123.8	76.9	47.963	+0.429	
Total:											2:24.087	+1.228			
18	17	LAT	KIVLENIEKS Inars	2.577	6	15.060	12	27.488	13	37.433	22	125.8	78.2	48.274	+0.622
				2.599=14	15.078	13	27.486	13	37.486	20	122.6	76.2	48.370	+0.745	
				2.586 =7	15.096=11	27.550=18	37.379	20	125.6	78.0	48.066	+0.532			
Total:											2:24.710	+1.851			
19	23	USA	MORRIS Taylor	2.648	30	15.180	27	27.555	19	37.400	20	128.6	79.9	48.072	+0.420
				2.650	29	15.156	23	27.496	14	37.694	29	125.3	77.8	48.793	+1.168
				2.655	31	15.216	28	27.586	22	37.338	17	125.9	78.2	47.858	+0.324
Total:											2:24.723	+1.864			
20	26	POL	KUROWSKI Maciej	2.630	25	15.147=21	27.533	18	37.382=16	120.8	75.1	48.103	+0.451		
				2.651	30	15.204	31	27.798	33	37.702	30	123.3	76.6	48.467	+0.842
				2.642	27	15.173	25	27.550=18	37.403	21	123.8	76.9	48.158	+0.624	
Total:											2:24.728	+1.869			
21	16	CZE	HYMAN Ondrej	2.638	27	15.191	29	27.723	28	37.608	25	119.7	74.4	48.324	+0.672
				2.652	31	15.170	27	27.679	30	37.562	22	122.4	76.1	48.276	+0.651
				2.645	28	15.196	27	27.703	30	37.565	26	122.7	76.2	48.313	+0.779
Total:											2:24.913	+2.054			



Results

경기결과 / Résultats

Rk	Bib No.	NOC Code	Name	Start Time	Rk	Int. 1 Rk	Int. 2 Rk	Int. 3 Rk	Speed (km/h) (mph)	Finish Time	Time Behind	RM			
22	31	GBR	ROSEN Adam	2.713	38	15.289	33	27.772	29	37.689	26	119.0	73.9	48.477	+0.825
				2.709	37	15.277	34	27.743	32	37.648	26	118.8	73.8	48.410	+0.785
				2.691	36	15.288	34	27.695	29	37.537	25	118.8	73.8	48.280	+0.746
										Total:	2:25.167	+2.308			
23	35	UKR	DUKACH Anton	2.597	13	15.104	17	27.573=20	37.719	27	123.5	76.7	48.888	+1.236	
				2.604	16	15.125	16	27.575	23	37.451	19	119.7	74.4	48.307	+0.682
				2.600	13	15.144	19	27.605	24	37.491	23	123.8	76.9	48.303	+0.769
										Total:	2:25.498	+2.639			
24	21	LAT	DARZNIKS Arturs	2.610	16	15.151	24	27.600	24	37.525	24	123.3	76.6	48.305	+0.653
				2.627	24	15.171	28	27.598	24	37.671	28	119.4	74.2	48.671	+1.046
				2.606=14	15.142	18	27.551	20	37.628	28	126.2	78.4	48.602	+1.068	
										Total:	2:25.578	+2.719			
25	12	SVK	NINIS Jozef	2.665	32	15.147=21	27.510=15	37.274 =8	121.9	75.7	47.833	+0.181			
				2.661	32	15.136	19	27.500	15	38.113	36	119.0	73.9	50.014	+2.389
				2.664	33	15.232	31	27.658	27	37.462	22	120.2	74.7	48.095	+0.561
										Total:	2:25.942	+3.083			
26	9	USA	WEST Tucker	2.545	1	14.990	2	27.382	3	37.479	23	127.0	78.9	48.484	+0.832 SR
				2.577 =3	14.990	2	27.419 =7	37.259	9	124.9	77.6	47.942	+0.317		
				2.559	1	15.060	9	27.442	12	37.603	27	125.1	77.7	49.593	+2.059
										Total:	2:26.019	+3.160			
27	15	POL	SOCHOWICZ Mateusz	2.615	18	15.181	28	27.640	26	37.833	28	126.4	78.5	49.047	+1.395
				2.608	17	15.182	30	27.662	27	37.529	21	124.3	77.2	48.203	+0.578
				2.607	16	15.146	20	27.607	25	37.728	31	129.0	80.1	48.930	+1.396
										Total:	2:26.180	+3.321			
28	27	AUS	FERLAZZO Alex	2.584	9	15.146=19	27.606	25	37.419	21	121.2	75.3	48.073	+0.421	
				2.590	7	15.144	21	27.615	25	37.631	25	122.1	75.9	48.587	+0.962
				2.606=14	15.176	26	28.039	36	38.365	38	126.7	78.7	49.531	+1.997	
										Total:	2:26.191	+3.332			
29	18	ROU	CRETU Valentin	2.608	15	15.264	31	27.989	32	38.058	32	120.9	75.1	49.030	+1.378
				2.645	28	15.084	15	27.534	19	37.765	32	117.9	73.2	49.085	+1.460
				2.624	23	15.153	23	27.600	23	37.530	24	123.3	76.6	48.424	+0.890
										Total:	2:26.539	+3.680			
30	29	KOR	LIM Namkyu	2.647	29	15.254	30	27.808	30	37.886	29	122.2	75.9	49.461	+1.809
				2.641	27	15.213	32	27.741	31	37.666	27	122.8	76.3	48.591	+0.966
				2.630	26	15.221	29	27.766	32	37.723	30	122.5	76.1	48.620	+1.086
										Total:	2:26.672	+3.813			
31	39	ROU	TUREA Andrei	2.619	23	15.155	25	27.684	27	38.054	31	121.9	75.7	49.482	+1.830
				2.620	19	15.168	26	27.665	28	37.603	23	120.2	74.7	48.489	+0.864
				2.611	18	15.152	22	27.681	28	38.004	34	118.7	73.7	49.314	+1.780
										Total:	2:27.285	+4.426			
32	36	GEO	SOGOIANI Giorgi	2.672	33	15.284	32	27.885	31	38.048	30	121.6	75.6	49.300	+1.648
				2.663	33	15.303	36	27.920	36	38.036	34	120.4	74.8	49.151	+1.526
				2.671	34	15.320	35	27.959	34	37.989	33	118.9	73.9	49.008	+1.474
										Total:	2:27.459	+4.600			



Results

경기결과 / Résultats

Rk	Bib No.	NOC Code	Name	Start Time	Rk	Int. 1 Rk	Int. 2 Rk	Int. 3 Rk	Speed (km/h) (mph)	Finish Time	Time Behind	RM			
33	34	GBR	STAUDINGER Rupert	2.673	34	15.658	37	28.360	34	121.2	75.3	49.626	+1.974		
				2.688	36	15.251	33	27.847	34	38.057	35	124.2	77.1	49.259	+1.634
				2.656	32	15.237	32	27.753	31	37.809	32	123.2	76.5	48.957	+1.423
										Total:	2:27.842	+4.983			
34	37	IND	KESHAVAN Shiva	2.686	37	16.124	40	29.257	38	117.4	72.9	50.578	+2.926		
				2.677	34	15.282	35	27.850	35	37.816	33	119.8	74.4	48.710	+1.085
				2.699	37	15.463	38	28.093	39	38.023	35	119.8	74.4	48.900	+1.366
										Total:	2:28.188	+5.329			
35	33	SVK	SIMONAK Jakub	2.653	31	16.097	39	29.848	39	124.8	77.5	51.724	+4.072		
				2.595=11	15.172	29	27.678	29	37.716	31	118.4	73.5	48.690	+1.065	
				2.653	30	15.283	33	27.775	33	37.699	29	120.3	74.7	48.522	+0.988
										Total:	2:28.936	+6.077			
36	40	KAZ	KOPYRENKO Nikita	2.789	40	15.451	34	28.105	33	115.3	71.6	50.147	+2.495		
				2.794	40	15.502	38	28.221	38	38.778	38	117.8	73.2	50.327	+2.702
				2.793	40	15.464	39	28.002	35	38.162	36	115.8	71.9	49.244	+1.710
										Total:	2:29.718	+6.859			
37	28	BUL	ANGELOV Pavel	2.761	39	15.896	38	29.201	37	120.0	74.5	51.569	+3.917		
				2.761	39	15.525	39	28.139	37	38.222	37	130.7	81.2	49.449	+1.824
				2.756	39	15.620	40	28.399	40	38.625	39	128.0	79.5	50.094	+2.560
										Total:	2:31.112	+8.253			
38	38	TPE	LIEN Te-An	2.679	36	15.620	36	28.878	36	115.8	71.9	52.121	+4.469		
				2.679	35	15.450	37	28.378	39	38.964	39			51.472	+3.847
				2.685	35	15.400	36	28.081	37	38.679	40	114.4	71.1	50.545	+3.011
										Total:	2:34.138	+11.279			
39	30	SLO	SIRSE Tilen	2.675	35	15.487	35	28.348	34	119.2	74.0	49.887	+2.235		
				2.721	38	16.627	40	34.942	40	46.568	40	104.9	65.2	58.776	+11.151
				2.714	38	15.455	37	28.086	38	38.292	37	127.9	79.5	49.646	+2.112
										Total:	2:38.309	+15.450			
40	32	UKR	MANDZIY Andriy	2.637	26	15.166	26	36.700	40	91.6	56.9	1:02.935	+15.283		
				2.625=21	15.164	25	27.629	26	37.615	24	127.5	79.2	48.473	+0.848	
				2.620=21	15.147	21	27.556	21	37.347	18	122.9	76.4	47.981	+0.447	
										Total:	2:39.389	+16.530			

Legend:

= Equal sign indicates that two or more competitors share the same rank

Int. Intermediate time No. Number Rk Rank