




UMHAUSEN (AUT)

17.-18.01.2014

Einsitzer HERREN - singles MEN
Offizielles Ergebnis - Official Results

Rng Rnk	Stn. Bib	Teilnehmer Competitor	Nat Nat	Zwischen- und Sequenzzeiten Intermediate and sequence times			Zielzeit Finish time	Diff Diff	Pkt Pts
1.	57	*PIGNETER Patrick	ITA 	1.L 11.70 (3)	30.25 (1)	0:46.22 (1)	1:12.68 (1)	0,00	
				18,55 (1)	15,97 (1)	26,46 (1)			
				2.L 11.72 (3)	30.26 (2)	0:46.50 (2)	1:13.03 (1)	0,00	
				18,54 (1)	16,24 (1)	26,53 (1)			
				GS			2:25.71	0,00	100
2.	56	*KAMMERLANDER Thomas	AUT 	1.L 11.64 (2)	30.44 (3)	0:47.07 (5)	1:14.05 (3)	1,37	
				18,80 (5)	16,63 (8)	26,98 (3)			
				2.L 11.55 (1)	30.10 (1)	0:46.40 (1)	1:13.04 (2)	0,01	
				18,55 (2)	16,30 (2)	26,64 (2)			
				GS			2:27.09	1,38	85
3.	54	*GRUBER Alex	ITA 	1.L 11.79 (6)	30.45 (4)	0:46.90 (3)	1:13.90 (2)	1,22	
				18,66 (2)	16,45 (3)	27,00 (4)			
				2.L 11.81 (7)	30.72 (7)	0:47.10 (6)	1:13.95 (4)	0,92	
				18,91 (7)	16,38 (4)	26,85 (3)			
				GS			2:27.85	2,14	70
4.	19	BLASBICHLER Anton	ITA 	1.L 11.79 (6)	30.54 (5)	0:47.06 (4)	1:14.09 (4)	1,41	
				18,75 (4)	16,52 (5)	27,03 (5)			
				2.L 11.70 (2)	30.29 (3)	0:46.85 (3)	1:13.84 (3)	0,81	
				18,59 (3)	16,56 (8)	26,99 (5)			
				GS			2:27.93	2,22	60
5.	40	GRUBER Stefan	ITA 	1.L 11.92 (13)	30.77 (6)	0:47.36 (6)	1:14.60 (6)	1,92	
				18,85 (6)	16,59 (6)	27,24 (6)			
				2.L 11.82 (8)	30.51 (4)	0:47.02 (4)	1:13.99 (5)	0,96	
				18,69 (4)	16,51 (7)	26,97 (4)			
				GS			2:28.59	2,88	55
6.	42	*JOHNSON Kaj	CAN 	1.L 11.82 (11)	30.97 (9)	0:47.83 (9)	1:15.09 (10)	2,41	
				19,15 (9)	16,86 (11)	27,26 (7)			
				2.L 11.74 (4)	30.59 (6)	0:47.05 (5)	1:14.12 (6)	1,09	
				18,85 (6)	16,46 (6)	27,07 (7)			
				GS			2:29.21	3,50	50
7.	50	KOVSHIK Stanislav	RUS 	1.L 11.81 (8)	31.12 (11)	0:47.56 (7)	1:14.88 (7)	2,20	
				19,31 (12)	16,44 (2)	27,32 (8)			
				2.L 11.79 (6)	30.95 (10)	0:47.29 (8)	1:14.36 (8)	1,33	
				19,16 (12)	16,34 (3)	27,07 (6)			
				GS			2:29.24	3,53	46
8.	38	GLATZL Florian	AUT 	1.L 11.75 (4)	30.97 (9)	0:48.05 (11)	1:14.99 (8)	2,31	
				19,22 (10)	17,08 (14)	26,94 (2)			
				2.L 11.78 (5)	30.58 (5)	0:47.22 (7)	1:14.30 (7)	1,27	
				18,80 (5)	16,64 (9)	27,08 (8)			
				GS			2:29.29	3,58	42

18.01.2014

RODELAUSWERTUNGSPROGRAMM V 2013 © MALL Karl
 www.sportedv.com

UMHAUSEN (AUT)
 Fédération Internationale de Luge de Course (FIL)
 www.fil-luge.org

Seite/Page 1 von/from 4






Zeitmessung: SPORTEDEV
 Auswertung: SPORTEDEV MALL Karl



Einsitzer HERREN - singles MEN
Offizielles Ergebnis - Official Results

Rng Rnk	Stn. Bib	Teilnehmer Competitor	Nat Nat	Zwischen- und Sequenzzeiten Intermediate and sequence times				Zielzeit Finish time	Diff Diff	Pkt Pts
9.	55	*SCHEIKL Michael	AUT 	1.L 11.60 (1)	30.32 (2)	0:46.77 (2)	1:14.41 (5)	1,73		
					18,72 (3)	16,45 (4)	27,64 (13)			
				2.L 11.92 (13)	31.01 (11)	0:47.85 (13)	1:15.54 (13)	2,51		
				19,09 (10)	16,84 (12)	27,69 (16)	2:29.95	4,24	39	
10.	46	*NEURAUTER Bernd	AUT 	1.L 11.76 (5)	30.81 (7)	0:47.68 (8)	1:15.05 (9)	2,37		
					19,05 (7)	16,87 (12)	27,37 (10)			
				2.L 11.92 (13)	31.05 (12)	0:47.81 (12)	1:15.09 (10)	2,06		
				19,13 (11)	16,76 (10)	27,28 (10)	2:30.14	4,43	36	
11.	45	*JEDRZEJKO Adam	POL 	1.L 11.81 (8)	30.91 (8)	0:47.85 (10)	1:15.38 (11)	2,70		
					19,10 (8)	16,94 (13)	27,53 (11)			
				2.L 11.89 (11)	30.81 (8)	0:47.77 (11)	1:15.05 (9)	2,02		
				18,92 (8)	16,96 (13)	27,28 (9)	2:30.43	4,72	34	
12.	51	*TALIKH Juri	RUS 	1.L 11.81 (8)	31.52 (16)	0:48.11 (12)	1:15.65 (13)	2,97		
					19,71 (19)	16,59 (6)	27,54 (12)			
				2.L 11.86 (10)	30.92 (9)	0:47.74 (10)	1:15.39 (12)	2,36		
				19,06 (9)	16,82 (11)	27,65 (15)	2:31.04	5,33	32	
12.	52	*EGOROV Aleksandr	RUS 	1.L 11.86 (12)	31.41 (15)	0:48.24 (14)	1:15.94 (14)	3,26		
					19,55 (15)	16,83 (10)	27,70 (15)			
				2.L 11.91 (12)	31.24 (14)	0:47.68 (9)	1:15.10 (11)	2,07		
				19,33 (15)	16,44 (5)	27,42 (13)	2:31.04	5,33	32	
14.	39	*BOTSEV Galabin	BUL 	1.L 12.02 (15)	31.24 (12)	0:48.63 (16)	1:16.27 (15)	3,59		
					19,22 (10)	17,39 (19)	27,64 (13)			
				2.L 11.96 (15)	31.27 (15)	0:48.32 (15)	1:16.04 (15)	3,01		
				19,31 (14)	17,05 (14)	27,72 (17)	2:32.31	6,60	28	
15.	48	BUKIN Gregori	RUS 	1.L 11.93 (14)	31.57 (17)	0:49.00 (18)	1:16.89 (18)	4,21		
					19,64 (17)	17,43 (20)	27,89 (17)			
				2.L 11.83 (9)	31.19 (13)	0:48.24 (14)	1:15.56 (14)	2,53		
				19,36 (16)	17,05 (14)	27,32 (11)	2:32.45	6,74	26	
16.	2	MAYERHOFER Martin	AUT 	1.L 12.03 (17)	31.36 (13)	0:48.16 (13)	1:15.49 (12)	2,81		
					19,33 (13)	16,80 (9)	27,33 (9)			
				2.L 11.98 (16)	32.38 (20)	0:49.86 (20)	1:17.22 (19)	4,19		
				20,40 (22)	17,48 (19)	27,36 (12)	2:32.71	7,00	25	
17.	35	WANICZEK Damian	POL 	1.L 12.02 (15)	31.38 (14)	0:48.62 (15)	1:16.53 (16)	3,85		
					19,36 (14)	17,24 (16)	27,91 (18)			
				2.L 11.99 (17)	31.39 (16)	0:48.71 (17)	1:16.73 (16)	3,70		
				19,40 (17)	17,32 (17)	28,02 (18)	2:33.26	7,55	24	

Einsitzer HERREN - singles MEN
Offizielles Ergebnis - Official Results

Rng Rnk	Stn. Bib	Teilnehmer Competitor	Nat Nat	Zwischen- und Sequenzzeiten Intermediate and sequence times				Zielzeit Finish time	Diff Diff	Pkt Pts
18.	43	*GRAUSAM Marcus	 GER	1.L 12.07 (18)	31.72 (18)	0:48.90 (17)	1:16.68 (17)	4,00		
					19,65 (18)	17,18 (15)	27,78 (16)			
				2.L 12.16 (18)	31.87 (18)	0:49.21 (18)	1:16.84 (18)	3,81		
				19,71 (19)	17,34 (18)	27,63 (14)				
				GS			2:33.52	7,81	23	
19.	7	GIBSON John	 CAN	1.L 12.49 (21)	32.32 (20)	0:49.67 (20)	1:17.70 (20)	5,02		
					19,83 (20)	17,35 (18)	28,03 (19)			
				2.L 12.22 (19)	31.47 (17)	0:48.69 (16)	1:16.83 (17)	3,80		
				19,25 (13)	17,22 (16)	28,14 (19)				
				GS			2:34.53	8,82	22	
20.	44	*WICHAN Christian	 GER	1.L 12.28 (19)	31.90 (19)	0:49.21 (19)	1:17.31 (19)	4,63		
					19,62 (16)	17,31 (17)	28,10 (20)			
				2.L 12.50 (21)	32.11 (19)	0:49.80 (19)	1:18.30 (20)	5,27		
				19,61 (18)	17,69 (20)	28,50 (20)				
				GS			2:35.61	9,90	21	
21.	26	GUEZELOGLU Isa	 TUR	1.L 12.35 (20)	32.39 (21)	0:50.40 (21)	1:19.31 (21)	6,63		
					20,04 (21)	18,01 (21)	28,91 (21)			
				2.L 12.49 (20)	32.80 (22)	0:51.19 (21)	1:20.32 (21)	7,29		
				20,31 (21)	18,39 (21)	29,13 (22)				
				GS			2:39.63	13,92	20	
22.	32	*UNDERWOOD Levi	 USA	1.L 12.94 (24)	33.67 (24)	0:52.05 (22)	1:21.67 (23)	8,99		
					20,73 (23)	18,38 (22)	29,62 (23)			
				2.L 12.73 (22)	33.48 (23)	0:52.44 (22)	1:21.71 (22)	8,68		
				20,75 (23)	18,96 (22)	29,27 (23)				
				GS			2:43.38	17,67	19	
23.	41	*LOS Roman	 UKR	1.L 12.72 (23)	32.90 (22)	0:52.22 (24)	1:21.59 (22)	8,91		
					20,18 (22)	19,32 (25)	29,37 (22)			
				2.L 12.75 (23)	32.69 (21)	0:53.21 (24)	1:21.86 (23)	8,83		
				19,94 (20)	20,52 (25)	28,65 (21)				
				GS			2:43.45	17,74	18	
24.	36	*IPEK Yavuz	 TUR	1.L 13.20 (25)	35.08 (25)	0:53.65 (25)	1:23.40 (25)	10,72		
					21,88 (25)	18,57 (23)	29,75 (24)			
				2.L 12.76 (24)	33.59 (24)	0:52.99 (23)	1:22.68 (24)	9,65		
				20,83 (24)	19,40 (24)	29,69 (24)				
				GS			2:46.08	20,37	17	
25.	31	SCHULTZ Vincent	 USA	1.L 12.62 (22)	33.42 (23)	0:52.20 (23)	1:23.13 (24)	10,45		
					20,80 (24)	18,78 (24)	30,93 (25)			
				2.L 12.77 (25)	33.90 (25)	0:53.22 (25)	1:40.97 (25)	27,94		
				21,13 (25)	19,32 (23)	47,75 (25)				
				GS			3:04.10	38,39	16	



WORLD CUP NATURAL TRACK LUGE
GRM WELTCUP
GROUP

RENNRODELN auf NATURBAHN 2013/14
UMHAUSEN (AUT)

Einsitzer HERREN - singles MEN
Offizielles Ergebnis - Official Results



Rng Rnk	Stn. Bib	Teilnehmer Competitor	Nat Nat	Zwischen- und Sequenzzeiten Intermediate and sequence times	Zielzeit Finish time	Diff Diff	Pkt Pts
------------	-------------	--------------------------	------------	--	-------------------------	--------------	------------

Bewerbsstatistik:

Für die Richtigkeit - Certified correct

Gemeldete Teilnehmer: 57
nicht in der Wertung:
Gewertete Teilnehmer: 25

Rennleiter:
Erich BATKOWSKI / AUT

Juryvorsitzender:
Armin NIEDERMAIR / ITA

18.01.2014

RODELAUSWERTUNGSPROGRAMM V 2013 © MALL Karl
www.sportedv.com

UMHAUSEN (AUT)

Fédération Internationale de Luge de Course (FIL)

www.fil-luge.org

Seite/Page 4 von/from 4

Zeitmessung: SPORTEDEV
Auswertung: SPORTEDEV MALL Karl

