


17.12.2010 14:00:00 EC Skeleton Men Altenberg  
Result after '2nd run'

Rk	Nat	Name	Interm. - Times						Finish	km/h	Total
1	5	GER BAUDE, Christian	5.44 (11)	23.27 (2)	33.11 (1)	41.50 (1)	49.23 (1)	<b>57.94</b> (1)	115,63	<b>1:56.33</b>	
			5.39 (4)	23.22 (1)	33.13 (1)	41.65 (1)	49.52 (1)	<b>58.39</b> (1)	113,58		
2	7	SUI OSWALD, Pascal	5.48 (15)	23.43 (7)	33.40 (4)	41.87 (3)	49.66 (2)	<b>58.45</b> (2)	114,34	<b>1:57.13</b>	
			5.50 (14)	23.41 (7)	33.35 (4)	41.87 (4)	49.78 (4)	<b>58.68</b> (3)	112,51	+0.80	
3	11	GER GRASSL, Maximilian	5.39 (6)	23.31 (4)	33.25 (2)	41.77 (2)	49.66 (2)	<b>58.58</b> (3)	112,92	<b>1:57.31</b>	
			5.37 (3)	23.26 (5)	33.26 (3)	41.82 (3)	49.76 (3)	<b>58.73</b> (4)	112,26	+0.98	
4	16	GER GROTHEER, Christopher	5.46 (13)	23.51 (10)	33.56 (6)	42.16 (6)	50.11 (6)	<b>59.01</b> (5)	112,79	<b>1:57.57</b>	
			5.39 (4)	23.22 (1)	33.14 (2)	41.72 (2)	49.64 (2)	<b>58.56</b> (2)	112,73	+1.24	
5	3	GER JUNGK, Axel	5.32 (4)	23.30 (3)	33.32 (3)	41.93 (4)	49.94 (4)	<b>58.88</b> (4)	111,82	<b>1:58.06</b>	
			5.39 (4)	23.44 (8)	33.65 (7)	42.31 (7)	50.28 (6)	<b>59.18</b> (6)	112,55	+1.73	
6	2	RUS BATUEV, Anton	5.39 (6)	23.42 (6)	33.60 (8)	42.22 (8)	50.23 (8)	<b>59.31</b> (7)	110,62	<b>1:58.36</b>	
			5.40 (7)	23.37 (6)	33.41 (5)	42.04 (5)	49.98 (5)	<b>59.05</b> (5)	111,51	+2.03	
7	6	RUS SVISTOV, Andrey	5.39 (6)	23.54 (11)	33.84 (10)	42.50 (10)	50.47 (9)	<b>59.46</b> (8)	111,62	<b>1:58.94</b>	
			5.40 (7)	23.59 (10)	33.80 (10)	42.53 (10)	50.48 (7)	<b>59.48</b> (7)	111,76	+2.61	
8	8	CAN FRASER, Paul	5.21 (2)	23.19 (1)	33.44 (5)	42.08 (5)	50.08 (5)	<b>59.20</b> (6)	110,74	<b>1:59.13</b>	
			5.23 (1)	23.22 (1)	33.53 (6)	42.21 (6)	50.50 (8)	<b>59.93</b> (8)	106,79	+2.80	
9	15	GBR HOAD, James	5.26 (3)	23.45 (8)	33.77 (9)	42.43 (9)	50.51 (10)	<b>59.66</b> (9)	109,92	<b>1:59.69</b>	
			5.24 (2)	23.25 (4)	33.66 (8)	42.43 (8)	50.68 (9)	<b>1:00.03</b> (9)	107,49	+3.36	
10	10	RUS CHUYKO, Pavel	5.34 (5)	23.49 (9)	33.88 (11)	42.59 (11)	50.61 (11)	<b>59.80</b> (10)	109,97	<b>2:00.48</b>	
			5.44 (11)	23.64 (11)	34.44 (17)	43.33 (15)	51.44 (14)	<b>1:00.68</b> (15)	109,38	+4.15	
11	9	GBR SMITH, Ed	5.44 (11)	23.55 (12)	33.59 (7)	42.16 (6)	50.13 (7)	<b>1:00.10</b> (11)	103,30	<b>2:00.55</b>	
			5.44 (11)	23.47 (9)	33.67 (9)	42.49 (9)	50.85 (10)	<b>1:00.45</b> (12)	103,94	+4.22	
12	24	ROU MESAROSI, Silviu Alexan	5.63 (24)	24.01 (20)	34.46 (19)	43.19 (16)	51.26 (14)	<b>1:00.63</b> (15)	108,61	<b>2:00.85</b>	
			5.72 (19)	24.02 (17)	34.24 (15)	42.89 (12)	50.95 (11)	<b>1:00.22</b> (10)	109,87	+4.52	
13	17	CAN GOOD, Ryan	5.55 (18)	23.95 (16)	34.31 (16)	43.08 (14)	51.18 (12)	<b>1:00.43</b> (13)	109,02	<b>2:00.86</b>	
			5.55 (15)	23.93 (16)	34.25 (16)	43.01 (13)	51.13 (12)	<b>1:00.43</b> (11)	110,48	+4.53	
14	1	AUT MAIER, Raphael	5.62 (22)	24.00 (18)	34.84 (24)	43.63 (24)	51.56 (19)	<b>1:00.55</b> (14)	112,44	<b>2:01.14</b>	
			5.68 (18)	24.06 (18)	34.71 (19)	43.51 (18)	51.48 (15)	<b>1:00.59</b> (13)	112,35	+4.81	
15	20	SUI VULLIENS, Pierre-Henri	5.74 (25)	24.33 (24)	34.66 (21)	43.29 (19)	51.18 (12)	<b>1:00.36</b> (12)	111,19	<b>2:01.22</b>	
			5.77 (20)	24.19 (19)	34.56 (18)	43.35 (16)	51.55 (16)	<b>1:00.86</b> (16)	108,00	+4.89	
16	12	SUI HOEFER, Michael	5.55 (18)	23.90 (14)	34.05 (13)	42.97 (12)	51.41 (17)	<b>1:00.79</b> (17)	106,60	<b>2:01.42</b>	
			5.60 (16)	23.81 (15)	33.98 (11)	42.81 (11)	51.21 (13)	<b>1:00.63</b> (14)	106,35	+5.09	






# FIBT SolarWorld EC Skeleton

13.12. - 19.12.2010 RSBB Altenberg




17.12.2010 14:00:00 EC Skeleton Men Altenberg  
Result after '2nd run'

Rk	Nat	Name	Interm. - Times					Finish	km/h	Total	
17	23	JPN	ITO, Sumito	5.48 (15)	23.96 (17)	34.47 (20)	43.40 (20)	51.64 (21)	<b>1:00.96</b> (19)	108,31	<b>2:01.92</b>
				5.42 (9)	23.70 (12)	34.23 (14)	43.31 (14)	51.60 (17)	<b>1:00.96</b> (17)	108,09	+5.59
18	19	AUT	KRANEBITTER, Florian	5.53 (17)	24.00 (18)	34.39 (17)	43.19 (16)	51.35 (16)	<b>1:00.80</b> (18)	106,98	<b>2:02.42</b>
				5.60 (16)	23.78 (14)	34.21 (12)	43.36 (17)	51.89 (18)	<b>1:01.62</b> (18)	104,00	+6.09
19	4	ROU	VELICU, Dorin Dumitru	5.39 (6)	23.69 (13)	34.07 (14)	43.00 (13)	51.33 (15)	<b>1:00.74</b> (16)	106,79	<b>2:02.76</b>
				5.42 (9)	23.72 (13)	34.22 (13)	43.53 (19)	52.27 (19)	<b>1:02.02</b> (20)	102,01	+6.43
20	21	JPN	ATO, NORIYASU	5.47 (14)	24.02 (21)	34.42 (18)	43.40 (20)	51.66 (22)	<b>1:01.00</b> (20)	108,10	<b>2:02.88</b>
				5.46 (13)	24.31 (20)	35.20 (20)	44.24 (20)	52.54 (20)	<b>1:01.88</b> (19)	107,67	+6.55
21	13	RUS	PERLE, Evgeniy	5.16 (1)	23.40 (5)	34.01 (12)	43.11 (15)	51.50 (18)	<b>1:01.01</b> (21)	105,98	<b>1:01.01</b>
22	14	AUS	FARROW, John	5.62 (22)	23.94 (15)	34.29 (15)	43.22 (18)	51.56 (19)	<b>1:01.02</b> (22)	105,50	<b>1:01.02</b>
23	18	USA	STEWART, Brad	5.59 (20)	24.28 (23)	34.67 (22)	43.49 (22)	51.73 (23)	<b>1:01.05</b> (23)	107,88	<b>1:01.05</b>
24	22	USA	MOORE, Adam	5.60 (21)	24.33 (24)	34.86 (25)	43.77 (25)	51.98 (25)	<b>1:01.24</b> (24)	108,49	<b>1:01.24</b>
25	25	CZE	HOLOUBEK, Jakub	5.41 (10)	24.09 (22)	34.67 (22)	43.60 (23)	51.90 (24)	<b>1:01.28</b> (25)	107,30	<b>1:01.28</b>
26	30	NED	GEERTS, Erik	5.85 (26)	24.74 (26)	35.35 (26)	44.45 (26)	53.11 (26)	<b>1:02.83</b> (26)	103,38	<b>1:02.83</b>
27	28	RSA	WEBSTER, Lee	5.99 (28)	25.41 (28)	36.41 (27)	45.66 (27)	54.24 (27)	<b>1:03.98</b> (27)	104,36	<b>1:03.98</b>
28	31	CZE	SKODA, Karel	5.90 (27)	25.34 (27)	36.58 (28)	46.49 (28)	55.59 (28)	<b>1:05.81</b> (28)	98,15	<b>1:05.81</b>
29	LIE	NITZLNADER, Pascal						<b>DNS</b>			



17.12.2010 14:00:00 EC Skeleton Women Altenberg  
Result after '2nd run'

Rk	Nat	Name	Interm. - Times						Finish	km/h	Total
1	11	GER SARTOR, Sarah	6.19 (13)	24.62 (10)	34.69 (2)	43.21 (1)	51.07 (1)	<b>59.98 (1)</b>	113,02	<b>2:00.27</b>	
			6.13 (12)	24.59 (7)	34.69 (4)	43.27 (2)	51.22 (1)	<b>1:00.29 (2)</b>	111,47		
2	7	GER HERMANN, Tina	6.24 (15)	24.61 (9)	34.71 (4)	43.24 (2)	51.12 (2)	<b>1:00.04 (2)</b>	113,25	<b>2:00.28</b>	
			6.33 (15)	24.81 (11)	34.83 (8)	43.37 (4)	51.28 (2)	<b>1:00.24 (1)</b>	113,27	+0.01	
3	10	GER LÖLLING, Jacqueline	6.42 (16)	24.99 (14)	35.09 (10)	43.70 (8)	51.68 (4)	<b>1:00.64 (3)</b>	112,04	<b>2:01.29</b>	
			6.36 (16)	24.90 (13)	34.98 (9)	43.61 (8)	51.60 (5)	<b>1:00.65 (4)</b>	111,42	+1.02	
4	5	LAT VITOLA, Undine	6.08 (11)	24.47 (4)	34.70 (3)	43.58 (4)	51.73 (5)	<b>1:00.96 (5)</b>	108,71	<b>2:01.84</b>	
			6.09 (9)	24.52 (5)	34.73 (5)	43.56 (5)	51.67 (6)	<b>1:00.88 (5)</b>	109,67	+1.57	
5	6	GER MALAIKA, Laura	6.06 (8)	24.54 (6)	34.84 (6)	43.66 (6)	51.83 (7)	<b>1:01.01 (7)</b>	109,21	<b>2:01.93</b>	
			6.10 (10)	24.55 (6)	34.76 (6)	43.56 (5)	51.70 (7)	<b>1:00.92 (6)</b>	109,73	+1.66	
6	8	SUI KILIAN, Jessica	5.68 (1)	23.96 (1)	34.39 (1)	43.26 (3)	51.43 (3)	<b>1:00.68 (4)</b>	110,03	<b>2:01.95</b>	
			5.70 (1)	24.07 (1)	34.27 (1)	43.16 (1)	51.44 (4)	<b>1:01.27 (7)</b>	106,23	+1.68	
7	2	GBR McGRANDLE, Rose	5.93 (5)	24.55 (7)	35.40 (12)	44.30 (13)	52.35 (12)	<b>1:01.41 (11)</b>	111,06	<b>2:02.01</b>	
			5.84 (4)	24.16 (2)	34.46 (2)	43.27 (2)	51.38 (3)	<b>1:00.60 (3)</b>	109,27	+1.74	
8	4	RUS NIKANDROVA, Olga	6.06 (8)	24.56 (8)	34.92 (9)	43.74 (9)	51.97 (9)	<b>1:01.22 (8)</b>	108,83	<b>2:02.68</b>	
			6.11 (11)	24.61 (8)	35.00 (10)	43.88 (10)	52.13 (9)	<b>1:01.46 (8)</b>	107,98	+2.41	
9	13	CAN BARTLEMAN, Michelle	5.77 (2)	24.24 (2)	34.72 (5)	43.65 (5)	51.94 (8)	<b>1:01.31 (9)</b>	107,05	<b>2:02.82</b>	
			5.80 (2)	24.22 (3)	34.66 (3)	43.56 (5)	51.87 (8)	<b>1:01.51 (9)</b>	106,18	+2.55	
10	9	RUS ORLOVA, Maria	5.92 (4)	24.48 (5)	34.89 (8)	43.67 (7)	51.73 (5)	<b>1:00.98 (6)</b>	110,17	<b>2:02.86</b>	
			5.96 (7)	24.93 (15)	35.49 (13)	44.34 (13)	52.53 (13)	<b>1:01.88 (13)</b>	108,59	+2.59	
11	3	GBR YARNOLD, Elizabeth	6.03 (7)	24.66 (11)	35.18 (11)	43.98 (11)	52.13 (10)	<b>1:01.32 (10)</b>	109,07	<b>2:03.19</b>	
			6.04 (8)	24.68 (10)	35.17 (11)	44.05 (11)	52.34 (11)	<b>1:01.87 (12)</b>	106,44	+2.92	
12	12	RUS KOROBKINA, Olga	6.51 (18)	25.23 (16)	35.45 (13)	44.21 (12)	52.37 (13)	<b>1:01.60 (12)</b>	109,81	<b>2:03.27</b>	
			6.47 (17)	25.22 (16)	35.52 (14)	44.26 (12)	52.42 (12)	<b>1:01.67 (10)</b>	109,16	+3.00	
13	16	JPN OMIKAI, Takako	5.93 (5)	24.42 (3)	34.85 (7)	43.77 (10)	52.14 (11)	<b>1:01.63 (13)</b>	106,82	<b>2:03.36</b>	
			5.84 (4)	24.28 (4)	34.82 (7)	43.77 (9)	52.16 (10)	<b>1:01.73 (11)</b>	105,98	+3.09	
14	1	GBR DEAS, Laura	6.07 (10)	24.91 (12)	35.53 (14)	44.52 (14)	52.77 (14)	<b>1:02.05 (14)</b>	108,03	<b>2:04.89</b>	
			5.92 (6)	24.61 (8)	35.27 (12)	44.38 (14)	53.01 (15)	<b>1:02.84 (15)</b>	102,03	+4.62	
15	14	CAN THOMPSON, Robynne	6.21 (14)	25.13 (15)	35.94 (15)	45.16 (15)	53.62 (15)	<b>1:03.25 (16)</b>	104,99	<b>2:05.57</b>	
			6.17 (14)	24.92 (14)	35.65 (15)	44.61 (15)	52.88 (14)	<b>1:02.32 (14)</b>	107,39	+5.30	
16	19	CZE VORLOVA, Lenka	5.82 (3)	24.95 (13)	36.24 (17)	45.87 (18)	54.91 (18)	<b>1:05.11 (18)</b>	98,39	<b>2:10.25</b>	
			5.80 (2)	24.83 (12)	35.82 (16)	45.28 (16)	54.56 (16)	<b>1:05.14 (16)</b>	94,29	+9.98	





# FIBT SolarWorld EC Skeleton

13.12. - 19.12.2010 RSBG Altenberg



17.12.2010 14:00:00 EC Skeleton Women Altenberg  
Result after '2nd run'

Rk	Nat	Name	Interm. - Times					Finish	km/h	Total
<b>17</b>	15	<b>USA</b> BAUSCH, Lauri	6.74 (19)	25.75 (18)	36.40 (18)	45.49 (17)	54.25 (17)	<b>1:04.02</b> (17)	103,01	<b>2:12.28</b>
			6.65 (19)	25.68 (18)	36.35 (18)	45.64 (17)	56.63 (18)	<b>1:08.26</b> (18)	84,36	+12.01
<b>18</b>	18	<b>CZE</b> SIRUCKOVA, Katerina	6.18 (12)	25.88 (19)	37.10 (19)	46.93 (19)	56.41 (19)	<b>1:07.31</b> (19)	94,28	<b>2:12.72</b>
			6.15 (13)	25.31 (17)	36.24 (17)	45.88 (18)	55.06 (17)	<b>1:05.41</b> (17)	97,24	+12.45
17	AUT	MAIR, Carina	6.42 (16)	25.56 (17)	36.14 (16)	45.31 (16)	53.74 (16)	<b>1:03.20</b> (15)	106,26	<b>1:03.20</b>
			6.47 (17)	26.09 (19)	38.38 (19)					

